



User Manual

For manage training in the
Graduate Development product


Manage training in the Graduate Development product

Steps of manage training in the Graduate Development product

1. Go to the Human Resources Development Fund website.



E-Services English Search



2. Click on the icon "E-Services".



E-Services

English Search



Manage training in the Graduate Development product

Steps of manage training in the Graduate Development product


3. Select log in to the Establishments of Private and Non-Profit Sector or Governmental & Semi-Governmental Sector

E-Services

I am a/an


Individual**Establishment**Service ProviderGovernmental & Semi-Governmental Sector

E-Services suitable for you




Sign up- Dialysis Day Pay Support

Login




New Registration- Dialysis Day Pay Support

Login




New Registration- Institutions for Strategic Partnership

Login



Sign up- Establishments

Login



Sign up- Institutions for Strategic Partnership Program

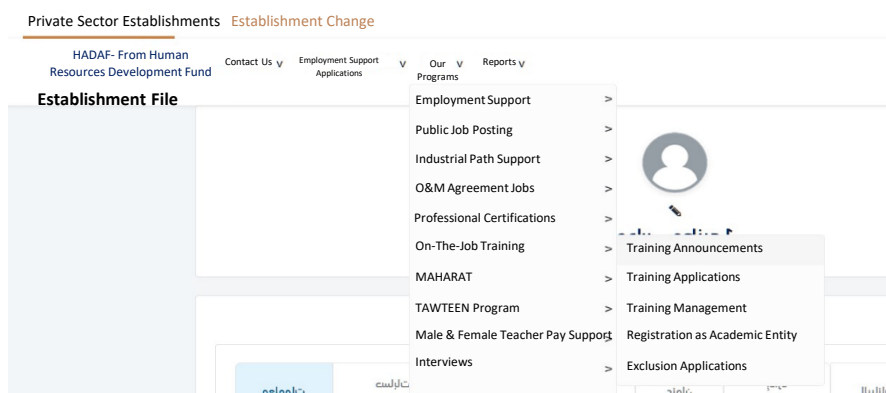
Login

Sort order (A-Z) ▾

Manage training in the Graduate Development product

Steps of manage training in the Graduate Development product

4. Select Our Programs> On-The-Job Training> Manage Training



The system will display Manage Training screen.

Please choose training opportunity
--Choose--

Training Opportunity Details

Opportunity Title

Training Duration

Announcement Start Date

Announcement End Date

Add New Trainee
Edit Trainee Info

Trainees assigned to trainers

Trainee	Trainer
No data to display	

Active Trainees

Trainee	Trainer	Training End Date	Exclusion
No data to display			

Graduate Trainees

Trainee	Trainer	Training End Date	Final Assessment	Preparation
No data to display				

صندوق تنمية
الموارد البشرية
HUMAN RESOURCES
DEVELOPMENT FUND

