



User Manual

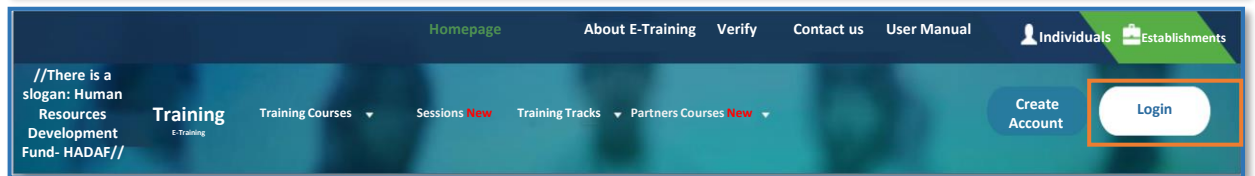
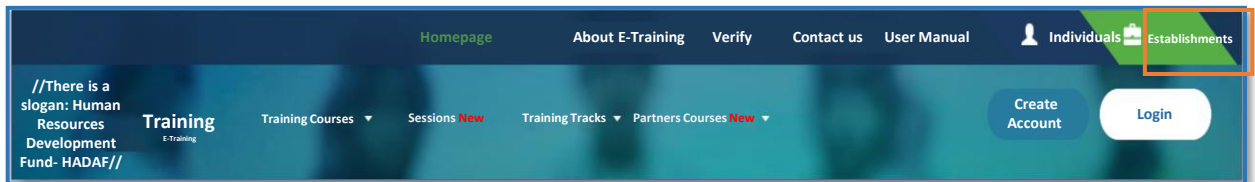
For addition of training content-
Doroob- Establishments

Addition of Training Content- Doroob-Establishments

The establishment can post a training content of the establishment on the platform and assign it to its employees through “Create Course” icon and enter all specific requirements, taking into account the available controls. It is important for the establishment to have a person specialized in e-learning systems in order to post the components of the course on edX Studio.

Steps of Addition of Training Content

Login to the e-training program platform "Doroob"- Establishments through the unified national access of the establishment's authorized person.



Welcome, dear customer/ HADAF, in unified national access service

Nafath Application

User Name and Password

User Name/ National Identity

Password

Login

[Reset/ Change Password](#)

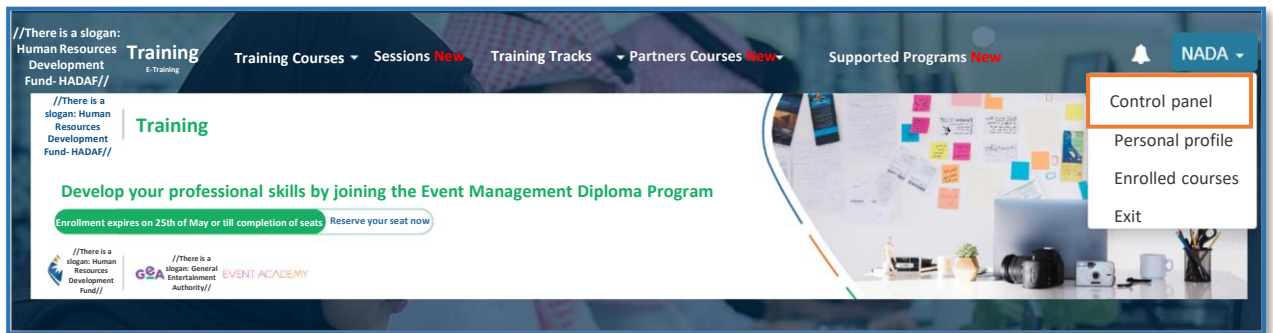
[New Account](#)



Kindly enter the user name, national identity and password, then click login

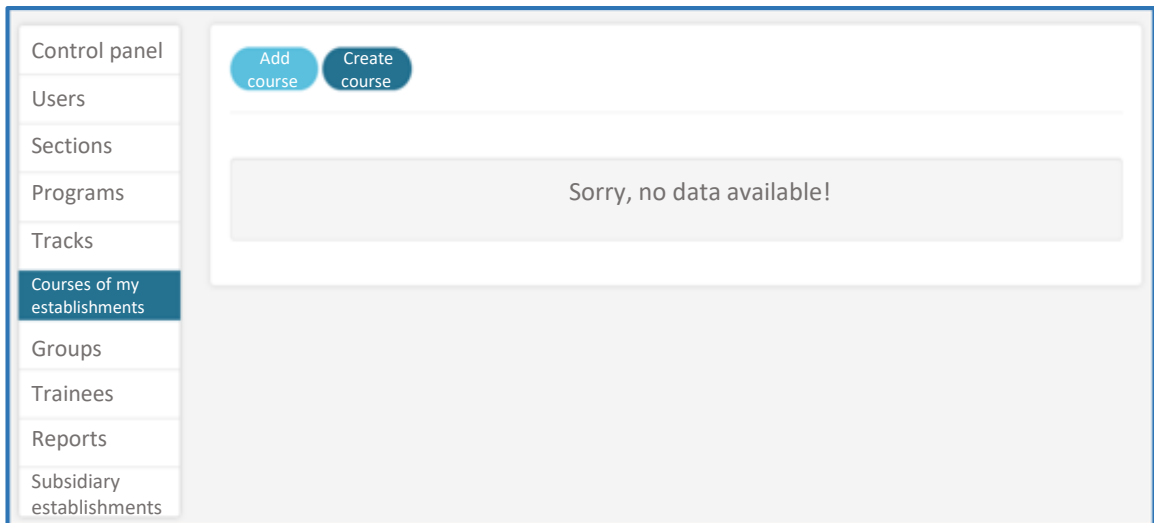
Steps of Addition of Training Content

Click the name of the authorized person and select “Control Panel” to get the file of the establishment.



Steps of Addition of Training Content

For creating a new course, click “Courses of my Establishments” from the side list, then click “Create Course”.



Steps of Addition of Training Content

Kindly fill in the required data, then click "Confirm" button.

Control panel
Users
Sections
Programs
Tracks
Courses of my establishments
Groups
Trainees
Reports
Subsidiary establishments

Create course

Go back

Name of institution*

PMP_Tools

Course No.

PMP01

APR2022

Description of course

The course aims at introducing the beneficiaries to stakeholders.

Name of course

Stakeholders|

** Ensure filling in the field (Working Hours per Week) of the course in edX Studio**

Confirm

صندوق تنمية
الموارد البشرية
HUMAN RESOURCES
DEVELOPMENT FUND

